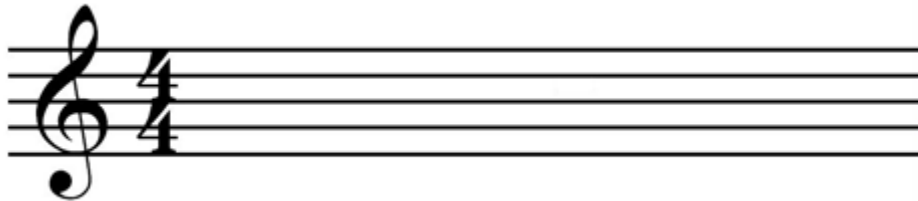


Naming Notes

To be able to know which note to play (the PITCH of the note), the notes are placed on a ladder called a STAVE.

This is a STAVE



Aspire:

To be able to APPLY the learning and NAME the NOTES on the piece you are learning

To be able to play the first 8 BARS of the piece you are learning

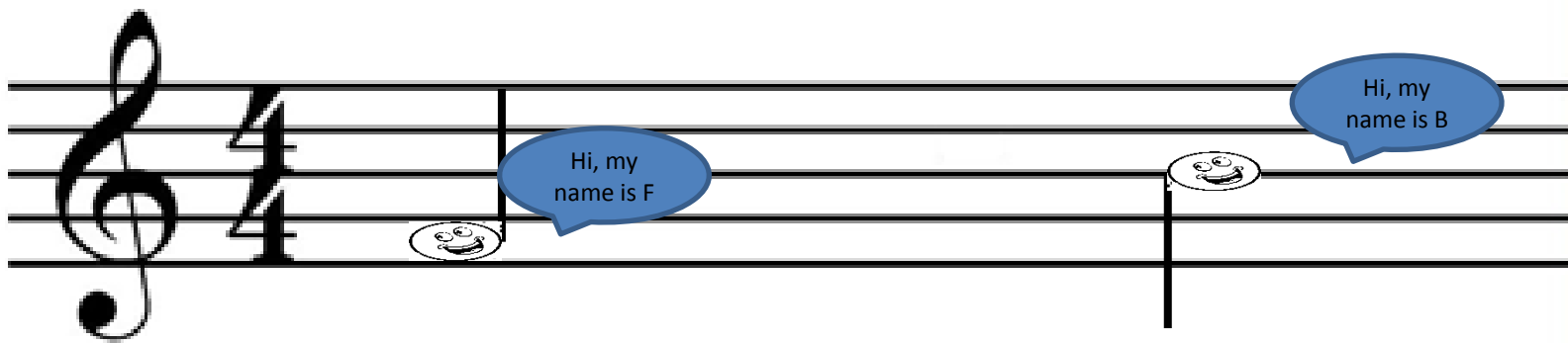
Challenge:

To be able to DRAW the LINES and SPACE notes and learn the sayings

To be able to play the first 4 BARS of the piece

Naming Notes

A note's place on the staff lets us know its name. A note can be called A, B, C, D, E, F or G



Aspire:

To be able to **APPLY** the learning and **NAME** the **NOTES** on the piece you are learning

To be able to play the first 8 **BARS** of the piece you are learning

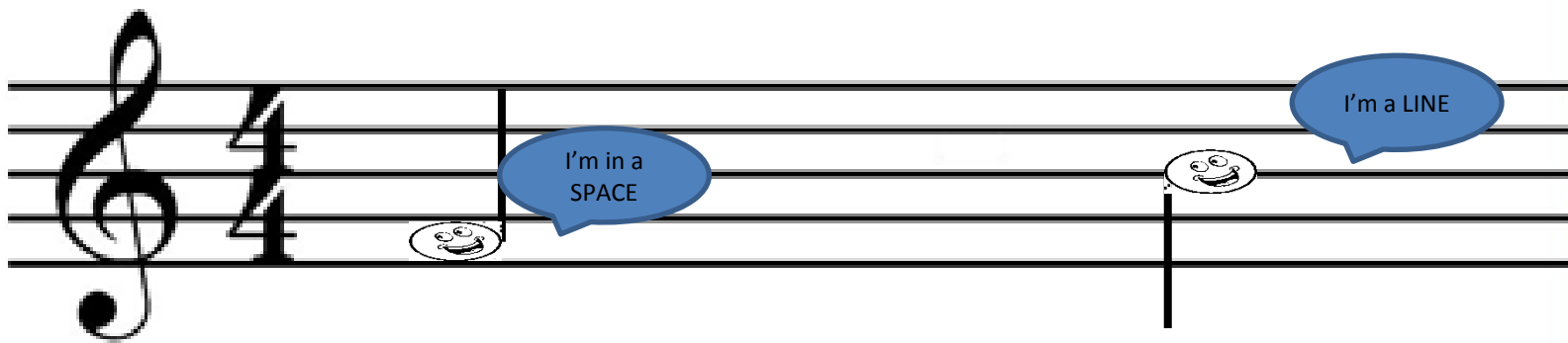
Challenge:

To be able to **DRAW** the **LINES** and **SPACE** notes and learn the sayings

To be able to play the first 4 **BARS** of the piece

Naming Notes

To help us to remember the names of the notes we work out whether a note is in a space or has a line through it.



Aspire:

To be able to **APPLY** the learning and **NAME** the **NOTES** on the piece you are learning

To be able to play the first 8 **BARS** of the piece you are learning

Challenge:


To be able to **DRAW** the **LINES** and **SPACE** notes and learn the sayings

To be able to play the first 4 **BARS** of the piece

Naming Notes - Lines

When we have done this we can use sayings to help to name the note.

Notes with a line going through them use this saying.



A musical staff with a treble clef on the left. The staff is divided into five measures by vertical bar lines. Each measure contains a single note on a line of the staff. Below each note is a word in a bold, serif font: 'Every' under the first note (G), 'Green' under the second (A), 'Bus' under the third (B), 'Drives' under the fourth (C), and 'Fast' under the fifth (D).



Aspire:

To be able to **APPLY** the learning and **NAME** the **NOTES** on the piece you are learning

To be able to play the first 8 **BARS** of the piece you are learning

Challenge:


To be able to **DRAW** the **LINES** and **SPACE** notes and learn the sayings

To be able to play the first 4 **BARS** of the piece

Naming Notes - Spaces

Notes in the spaces spell FACE.

FACE in SPACE



Aspire:

To be able to APPLY the learning and NAME the NOTES on the piece you are learning

To be able to play the first 8 BARS of the piece you are learning

Challenge:

To be able to DRAW the LINES and SPACE notes and learn the sayings

To be able to play the first 4 BARS of the piece